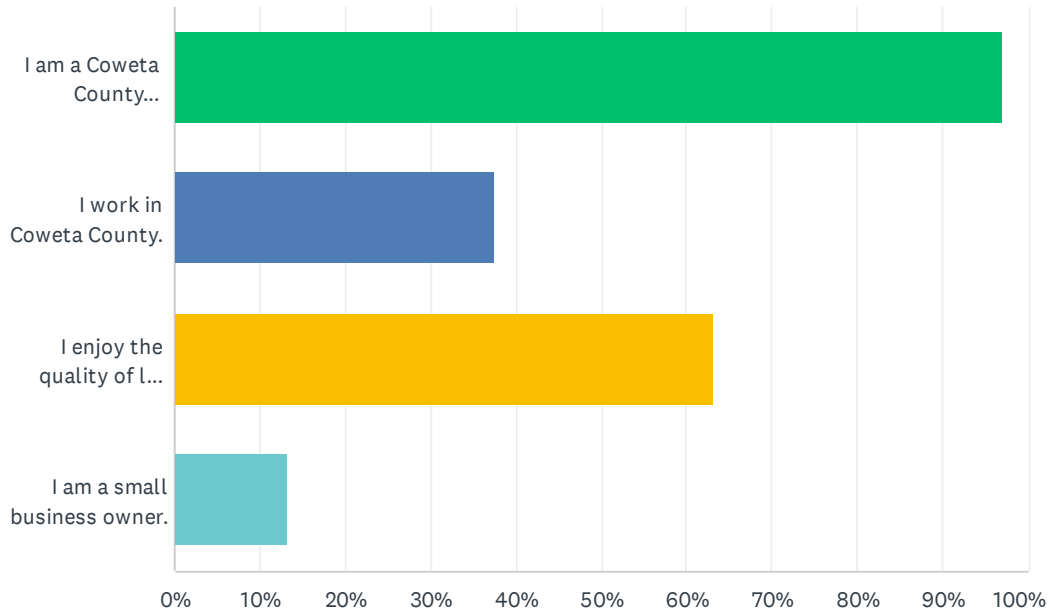


### Q1 The following statements apply to me. Check all that apply.

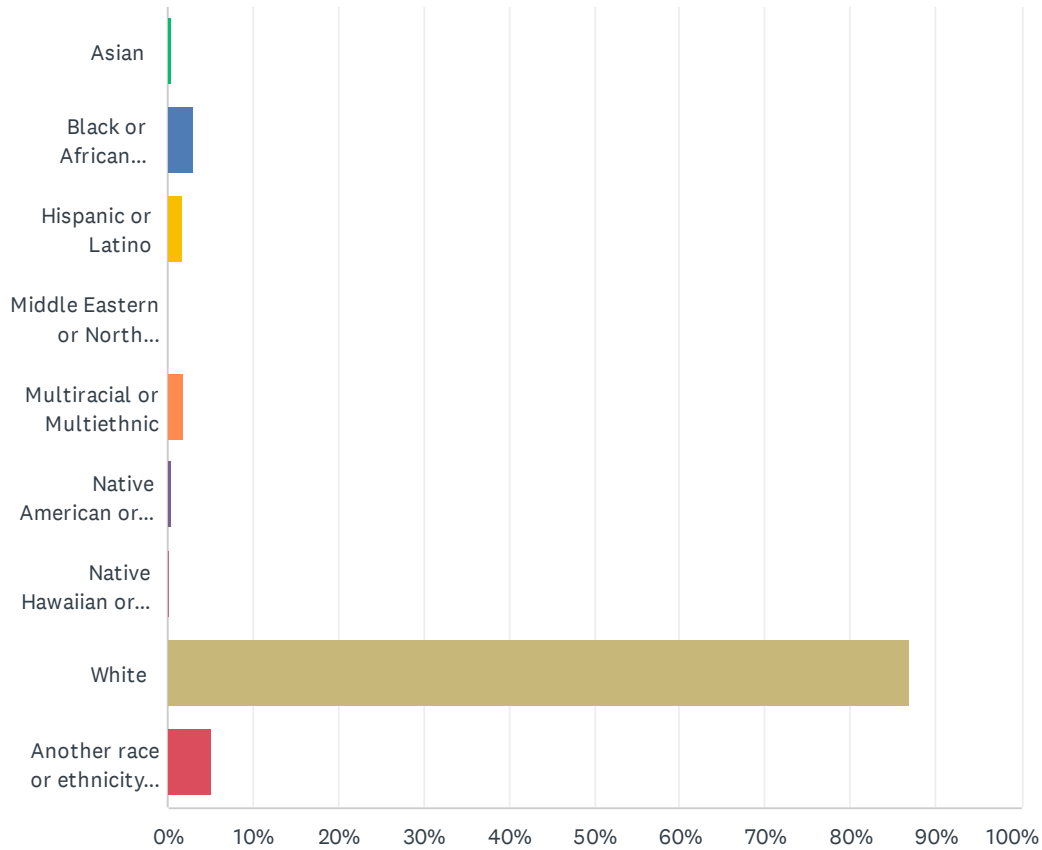
Answered: 423 Skipped: 0



ANSWER CHOICES	RESPONSES	
I am a Coweta County resident.	96.93%	410
I work in Coweta County.	37.59%	159
I enjoy the quality of life in Coweta County.	63.12%	267
I am a small business owner.	13.24%	56
Total Respondents: 423		

## Q2 What is your race or ethnicity?

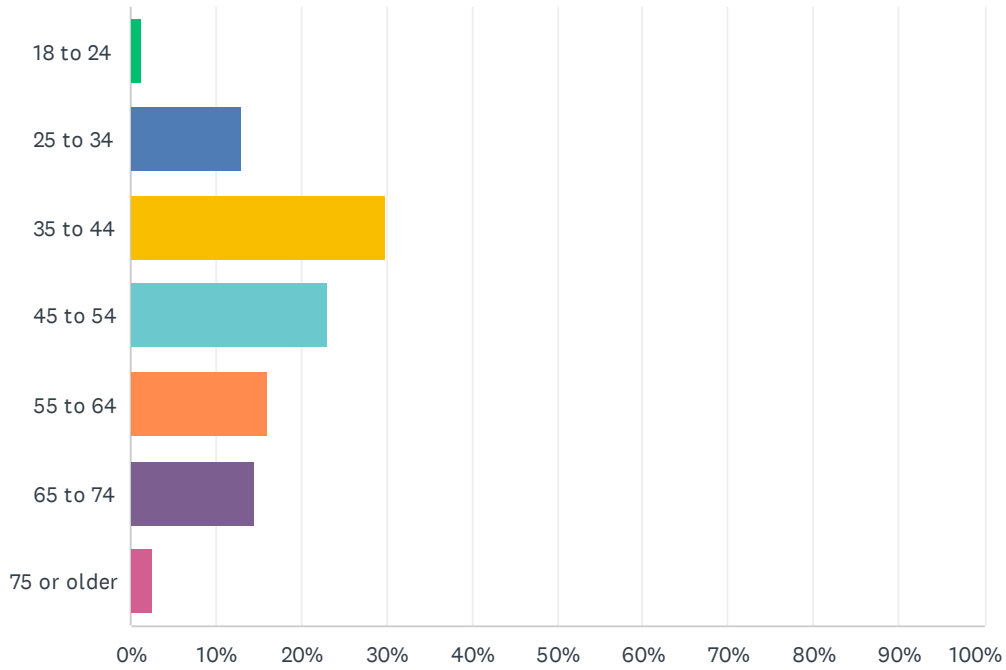
Answered: 423 Skipped: 0



ANSWER CHOICES	RESPONSES	
Asian	0.47%	2
Black or African American	3.07%	13
Hispanic or Latino	1.65%	7
Middle Eastern or North African	0.00%	0
Multiracial or Multiethnic	1.89%	8
Native American or Alaska Native	0.47%	2
Native Hawaiian or other Pacific Islander	0.24%	1
White	87.00%	368
Another race or ethnicity, please describe below	5.20%	22
<b>TOTAL</b>		<b>423</b>

### Q3 What is your age?

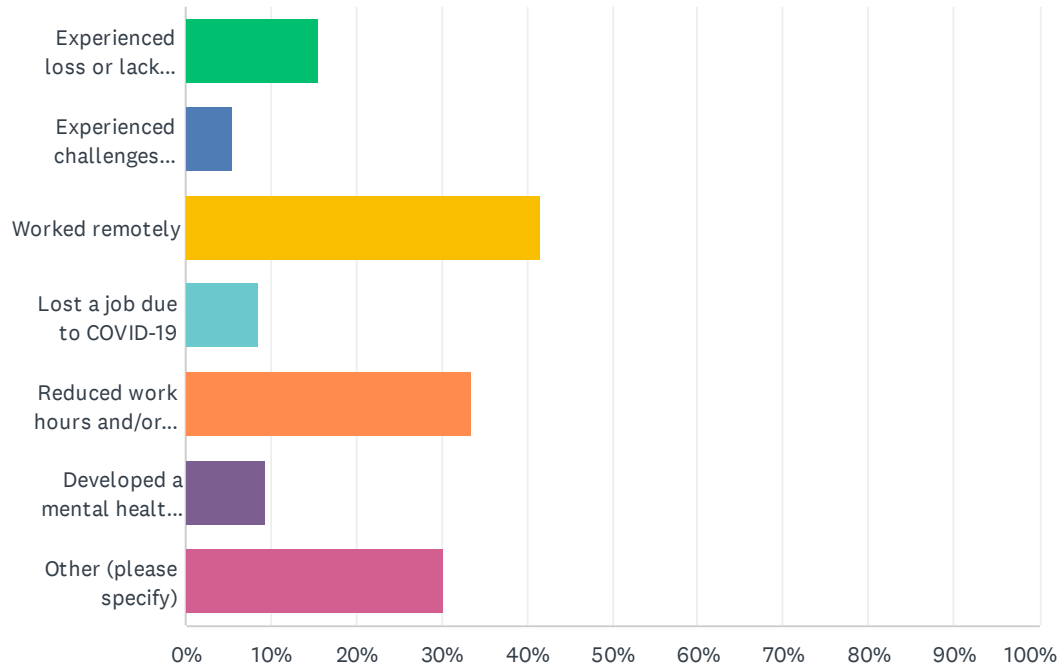
Answered: 423 Skipped: 0



ANSWER CHOICES	RESPONSES	
18 to 24	1.18%	5
25 to 34	13.00%	55
35 to 44	29.79%	126
45 to 54	22.93%	97
55 to 64	16.08%	68
65 to 74	14.42%	61
75 or older	2.60%	11
<b>TOTAL</b>		<b>423</b>

## Q4 How have you been affected by the COVID-19 pandemic? Check all that apply.

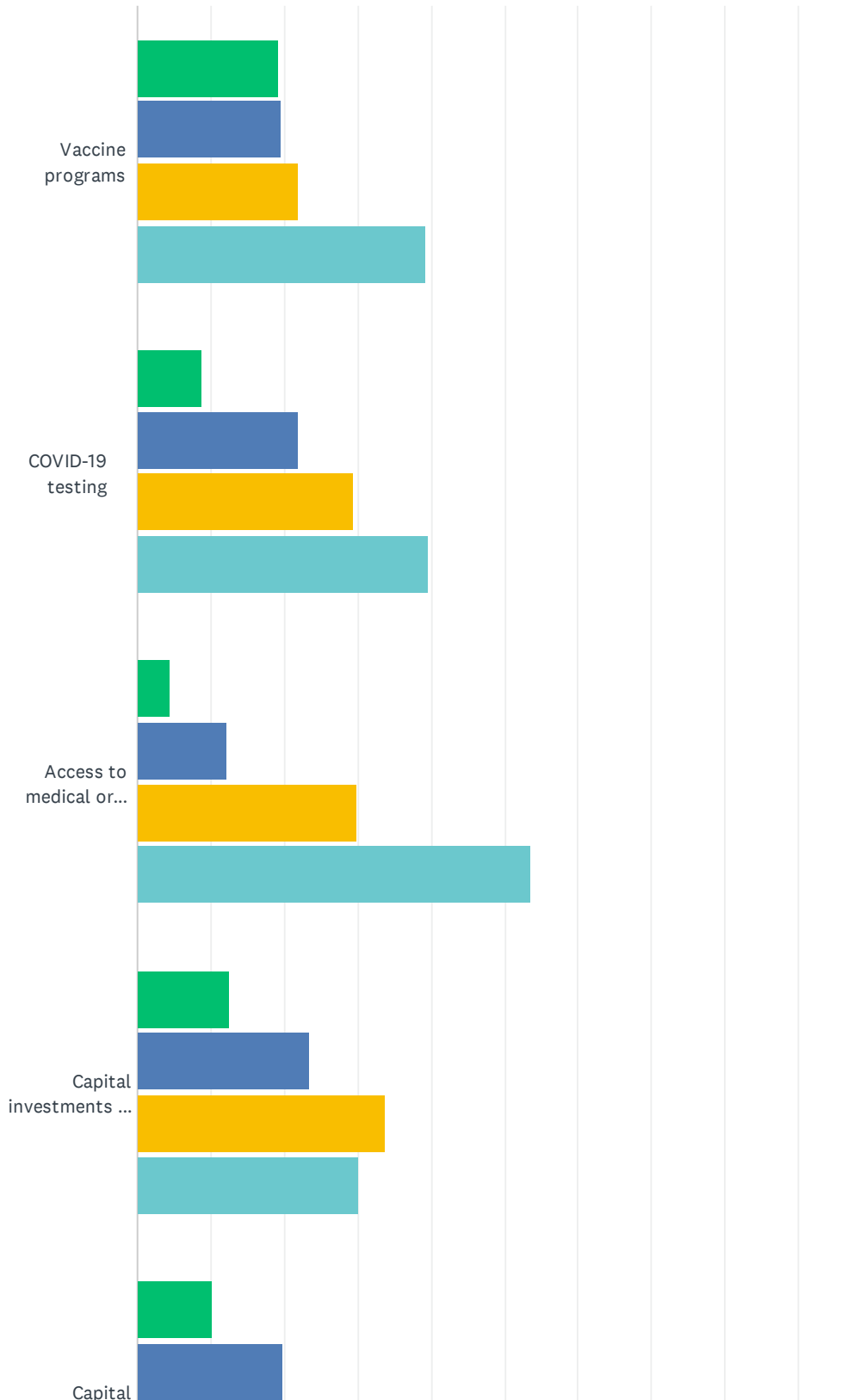
Answered: 423 Skipped: 0



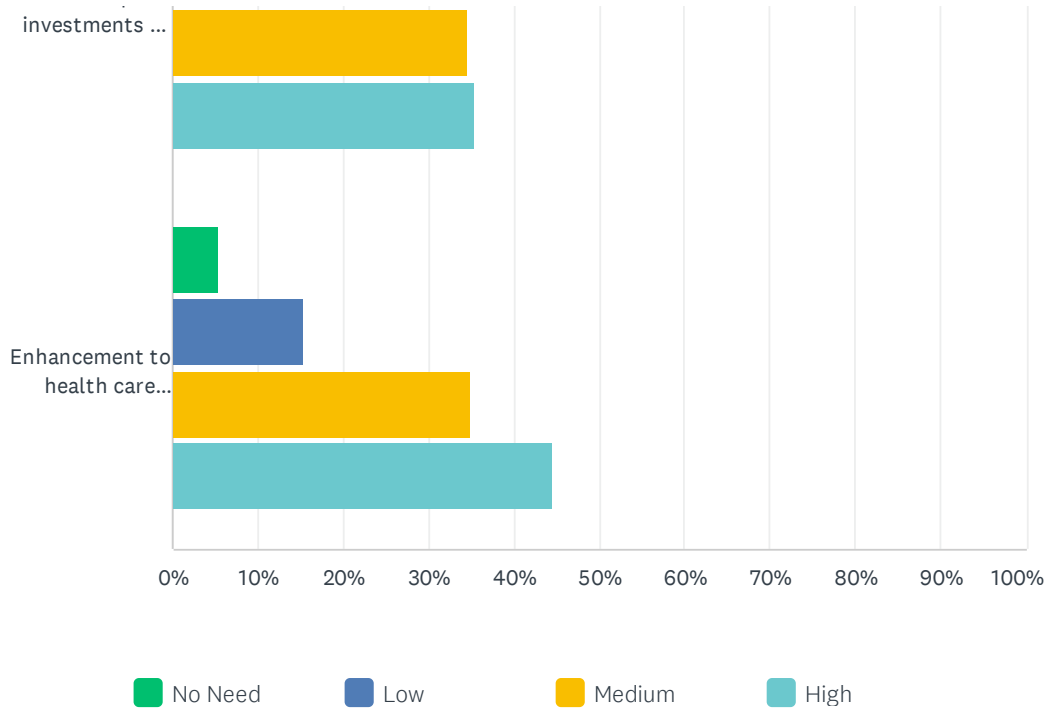
ANSWER CHOICES	RESPONSES	
Experienced loss or lack of childcare	15.60%	66
Experienced challenges regarding access to transportation	5.44%	23
Worked remotely	41.61%	176
Lost a job due to COVID-19	8.51%	36
Reduced work hours and/or income due to COVID-19	33.57%	142
Developed a mental health or substance abuse problem during the pandemic	9.46%	40
Other (please specify)	30.26%	128
Total Respondents: 423		

# Q5 Please rate the importance of the following uses - Supporting Public Health Response.

Answered: 423 Skipped: 0



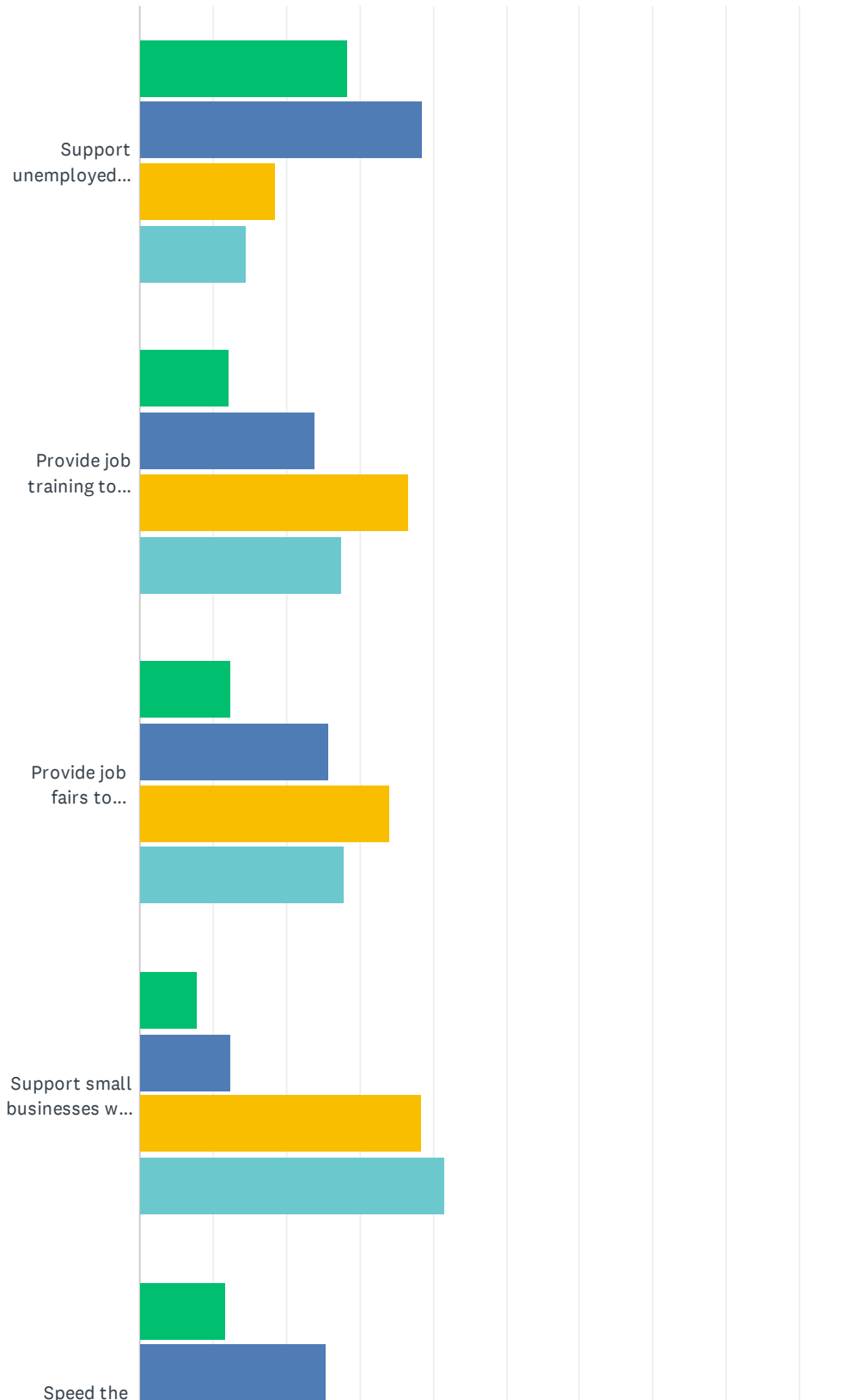
## American Rescue Plan Act (ARPA) - Public Input Survey



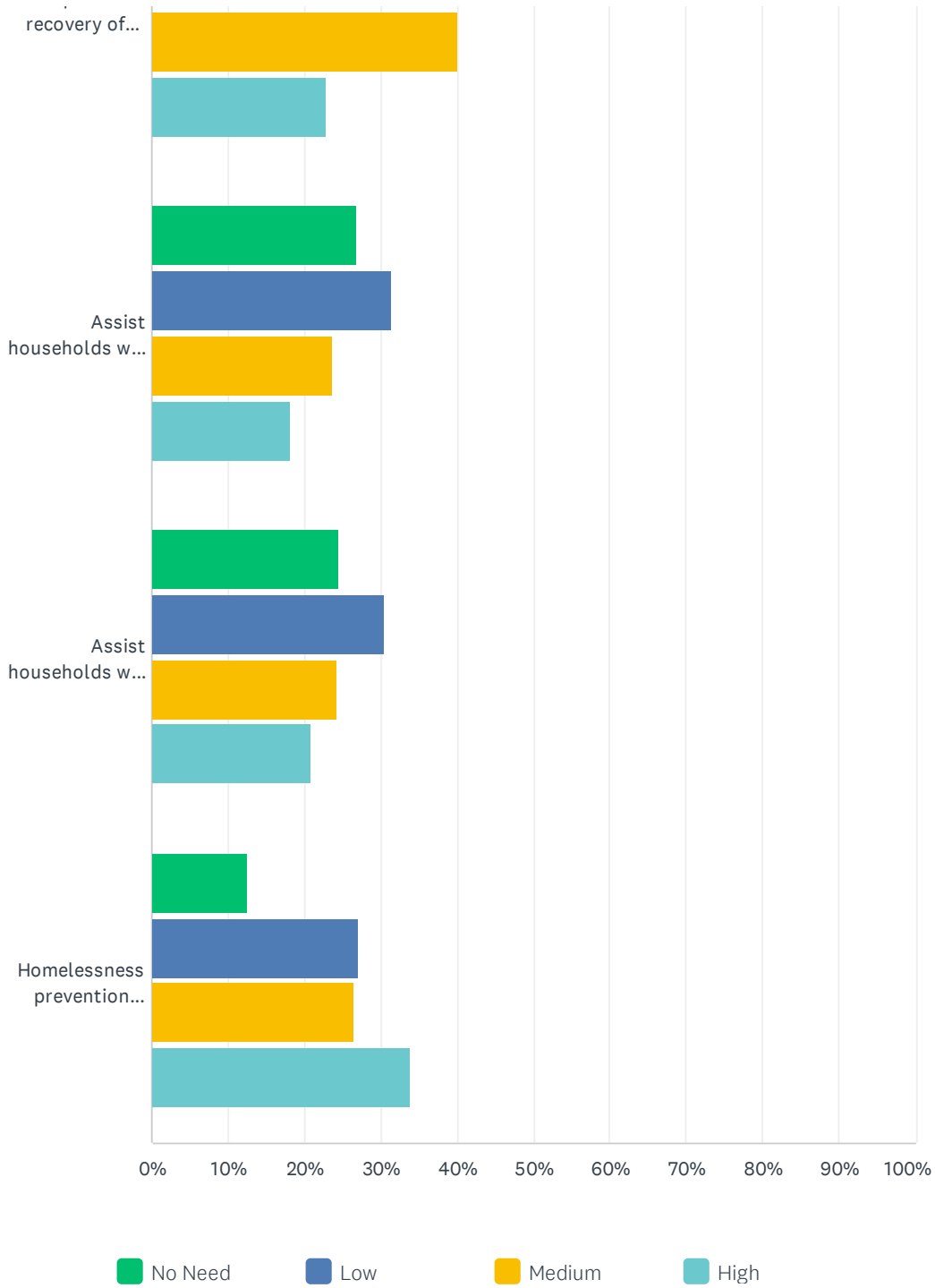
	NO NEED	LOW	MEDIUM	HIGH	TOTAL	WEIGHTED AVERAGE
Vaccine programs	19.29% 81	19.52% 82	21.90% 92	39.29% 165	420	1.81
COVID-19 testing	8.81% 37	21.90% 92	29.52% 124	39.76% 167	420	2.00
Access to medical or public health services for vulnerable populations	4.52% 19	12.14% 51	29.76% 125	53.57% 225	420	2.32
Capital investments in public facilities to meet pandemic operational needs	12.68% 53	23.44% 98	33.73% 141	30.14% 126	418	1.81
Capital investments to improve physical health	10.26% 43	19.81% 83	34.61% 145	35.32% 148	419	1.95
Enhancement to health care capacity, including alternate care facilities	5.26% 22	15.31% 64	34.93% 146	44.50% 186	418	2.19

## Q6 Please rate the importance of the following uses - Address Negative Economic Impacts.

Answered: 423 Skipped: 0



# American Rescue Plan Act (ARPA) - Public Input Survey



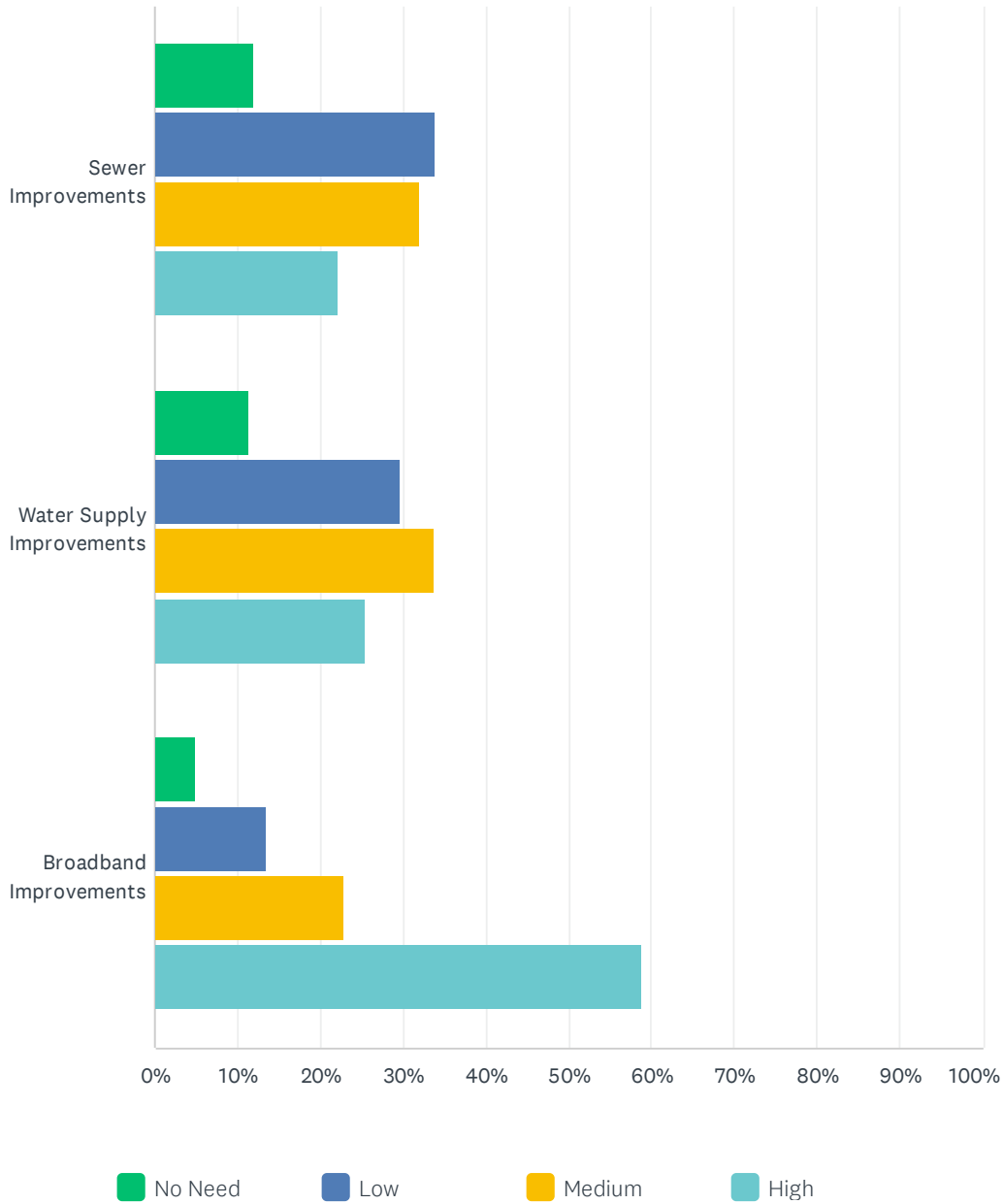


American Rescue Plan Act (ARPA) - Public Input Survey

	<b>NO NEED</b>	<b>LOW</b>	<b>MEDIUM</b>	<b>HIGH</b>	<b>TOTAL</b>	<b>WEIGHTED AVERAGE</b>
Support unemployed workers	28.33% 119	38.57% 162	18.57% 78	14.52% 61	420	1.19
Provide job training to accelerate rehiring	12.06% 51	23.88% 101	36.64% 155	27.42% 116	423	1.79
Provide job fairs to accelerate rehiring	12.29% 52	25.77% 109	34.04% 144	27.90% 118	423	1.78
Support small businesses with loans, grants, and in-kind assistance	7.80% 33	12.29% 52	38.30% 162	41.61% 176	423	2.14
Speed the recovery of impacted industries including tourism, travel, and hospitality	11.67% 49	25.48% 107	40.00% 168	22.86% 96	420	1.74
Assist households with rent assistance	26.84% 113	31.35% 132	23.75% 100	18.05% 76	421	1.33
Assist households with mortgage assistance	24.47% 103	30.40% 128	24.23% 102	20.90% 88	421	1.42
Homelessness prevention programs	12.59% 53	27.08% 114	26.37% 111	33.97% 143	421	1.82

## Q7 Please rate the importance of the following uses - Water, Sewer, and Broadband Infrastructure.

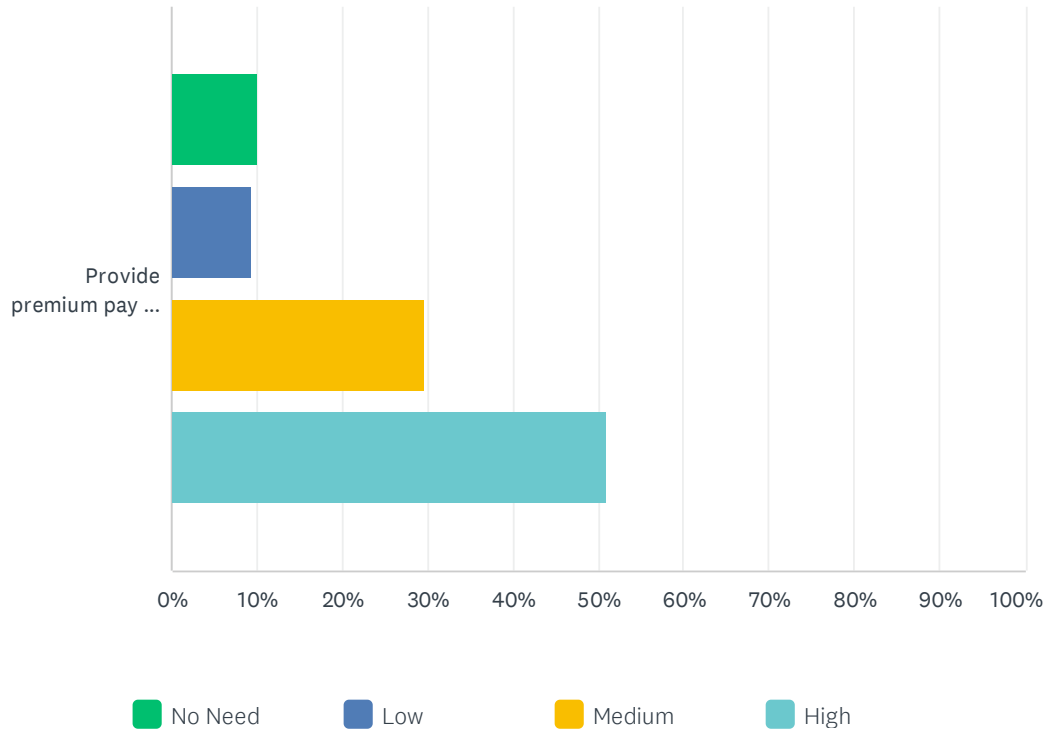
Answered: 423 Skipped: 0



	NO NEED	LOW	MEDIUM	HIGH	TOTAL	WEIGHTED AVERAGE
Sewer Improvements	12.02% 50	33.89% 141	31.97% 133	22.12% 92	416	1.64
Water Supply Improvements	11.37% 48	29.62% 125	33.65% 142	25.36% 107	422	1.73
Broadband Improvements	4.98% 21	13.51% 57	22.75% 96	58.77% 248	422	2.35

## Q8 Please rate the importance of the following uses - Premium Pay for Essential Workers.

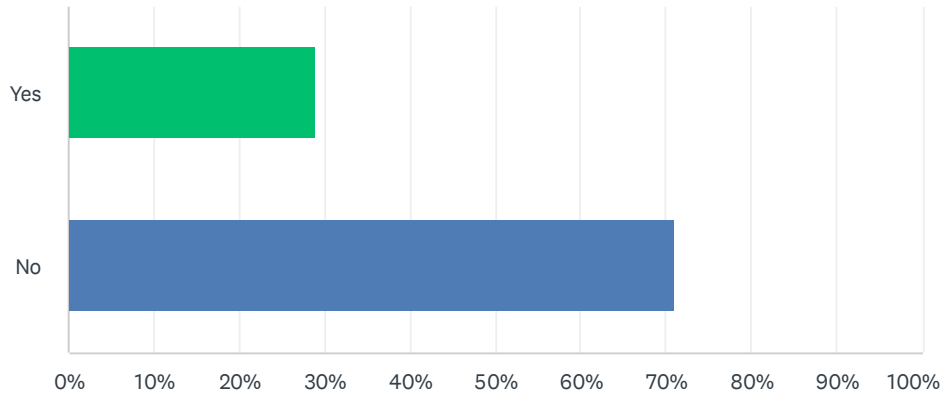
Answered: 423 Skipped: 0



	NO NEED	LOW	MEDIUM	HIGH	TOTAL	WEIGHTED AVERAGE
Provide premium pay to essential workers	9.93% 42	9.46% 40	29.55% 125	51.06% 216	423	2.22

## Q9 Do you have a specific project that you would like considered as part of Coweta County's recovery plan?

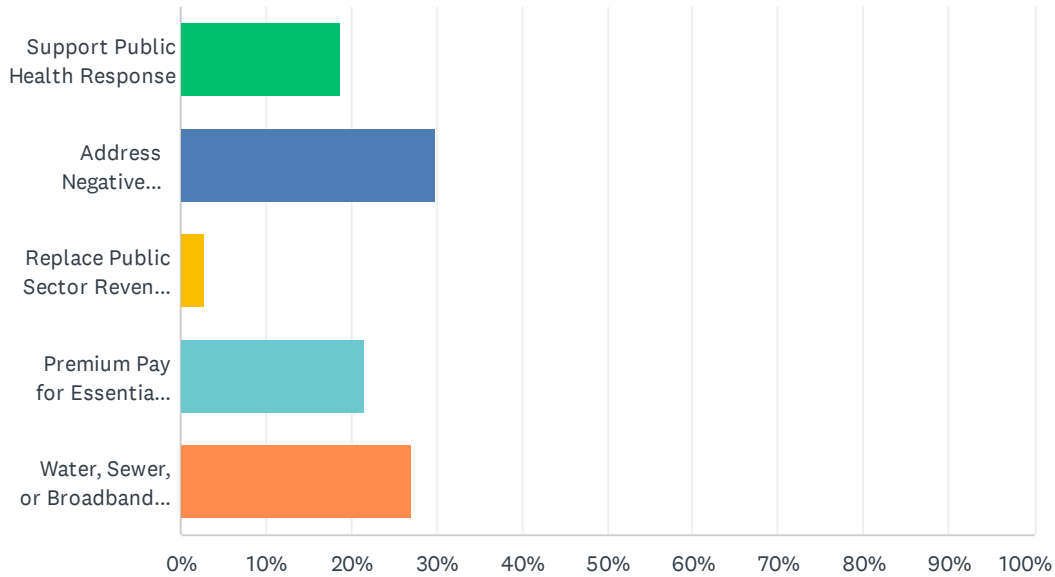
Answered: 423 Skipped: 0



ANSWER CHOICES	RESPONSES	
Yes	29.08%	123
No	70.92%	300
TOTAL		423

### Q10 Please choose which American Rescue Plan Act (ARPA) objective that your project seeks to accomplish (Optional).

Answered: 107 Skipped: 316



ANSWER CHOICES	RESPONSES	
Support Public Health Response	18.69%	20
Address Negative Economic Impacts	29.91%	32
Replace Public Sector Revenue Loss	2.80%	3
Premium Pay for Essential Workers	21.50%	23
Water, Sewer, or Broadband Infrastructure	27.10%	29
<b>TOTAL</b>		<b>107</b>

## Q11 Please describe your project (Optional).

Answered: 82 Skipped: 341

## Q12 Please provide your contact information below (Optional).

Answered: 61 Skipped: 362

ANSWER CHOICES	RESPONSES	
Name	86.89%	53
Company	0.00%	0
Address	80.33%	49
Address 2	0.00%	0
City/Town	96.72%	59
State	93.44%	57
ZIP/Postal Code	96.72%	59
Country	0.00%	0
Email Address	78.69%	48
Phone Number	73.77%	45